






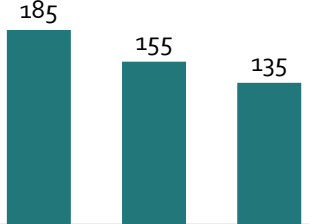
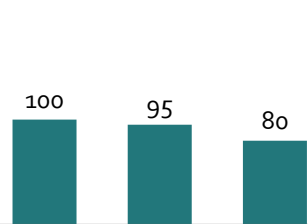
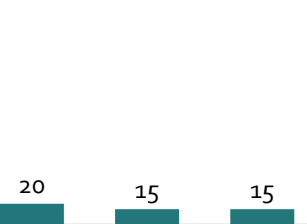
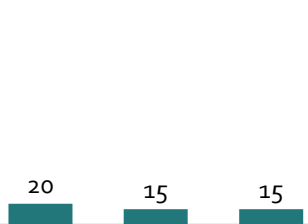
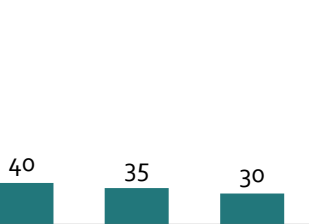
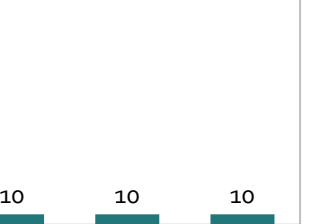

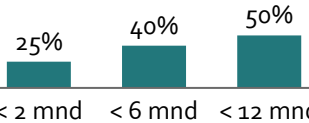
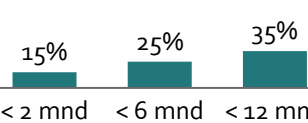
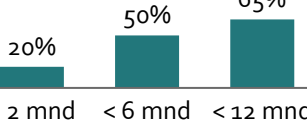
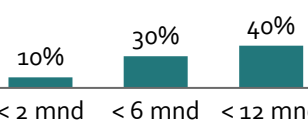
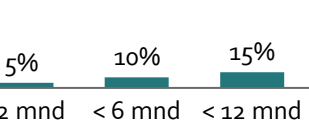
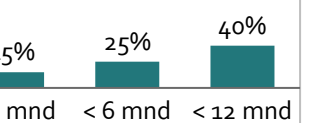



# Informatie over in- en uitstroom van de bijstand

Indicatieve data

Gemiddelde leeftijd, aantallen personen (dzt) instroom en kans op uitstroom per instroomgroep, Nederland

						
<b>Instroom door verlies van werk</b> Gem. Leeftijd: 40	<b>Instroom door wijziging levenssituatie</b> Gem. Leeftijd: 35	<b>Instroom vanuit (einde) studie</b> Gem. Leeftijd: 25	<b>Instroom vanuit detentie</b> Gem. Leeftijd: 35	<b>Instroom statushouders/vluchtelingen</b> Gem. Leeftijd: 30	<b>Verhuizing vanuit andere gemeente</b> Gem. Leeftijd: 40	<b>Overig</b>
<b>Instroom per maand</b> 	<b>Instroom per maand</b> 	<b>Instroom per maand</b> 	<b>Instroom per maand</b> 	<b>Instroom per maand</b> 	<b>Instroom per maand</b> 	
<b>Kans op uitstroom</b> 	<b>Kans op uitstroom</b> 	<b>Kans op uitstroom</b> 	<b>Kans op uitstroom</b> 	<b>Kans op uitstroom</b> 	<b>Kans op uitstroom</b> 	
< 2 mnd < 6 mnd < 12 mnd	< 2 mnd < 6 mnd < 12 mnd	< 2 mnd < 6 mnd < 12 mnd	< 2 mnd < 6 mnd < 12 mnd	< 2 mnd < 6 mnd < 12 mnd	< 2 mnd < 6 mnd < 12 mnd	